

## **Nieuwe personeelsleden 2007**

Date Created: 9/21/2007 3:05:15 AM

No. of Respondents: 30

Completed Responses: 26

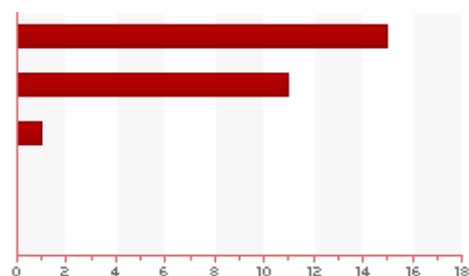
Average Response Time: 5 m 43 secs

### Question 1

#### Niveau

No. of users who responded to this question: 27 (90.00%) - No of users who skipped this question: 3

secundair onderwijs	15	55.56%
basisonderwijs	11	40.74%
CVO	1	3.70%
DKO	0	0.00%
CLB	0	0.00%
<b>Total:</b>	<b>27</b>	

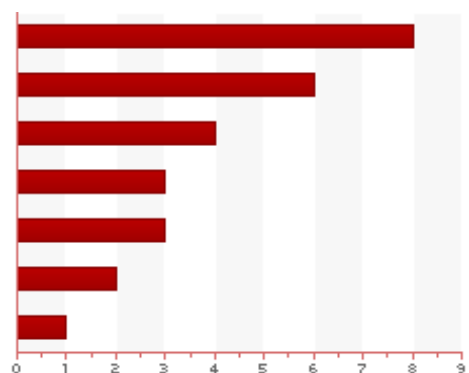


### Question 2

#### Diploma

No. of users who responded to this question: 27 (90.00%) - No of users who skipped this question: 3

Onderwijzer	8	29.63%
tenminste HOKT	6	22.22%
tenminste HOLT BPB	4	14.81%
Kleuterleraar	3	11.11%
tenminste HOLT	3	11.11%
tenminste HSO	2	7.41%
tenminste HOKT BPB	1	3.70%
<b>Total:</b>	<b>27</b>	

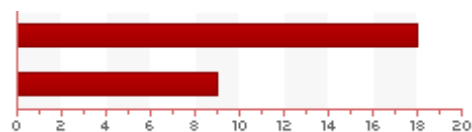


### Question 3

#### Onderwijsloopbaan in het GO! onderwijs van de Vlaamse Gemeenschap

No. of users who responded to this question: 27 (90.00%) - No of users who skipped this question: 3

Ja	18	66.67%
Nee	9	33.33%
<b>Total:</b>	<b>27</b>	

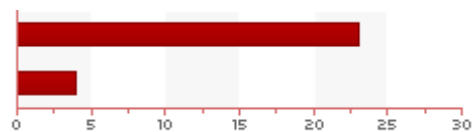


### Question 4

#### Pedagogisch Bekwaamheidsbewijs

No. of users who responded to this question: 27 (90.00%) - No of users who skipped this question: 3

Ja	23	85.19%
Nee	4	14.81%
<b>Total:</b>	<b>27</b>	

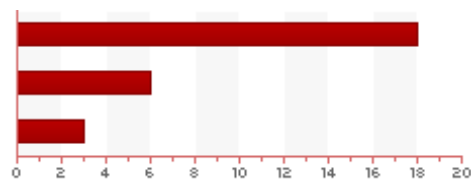


Question 5

Jaren dienst in het onderwijs

No. of users who responded to this question: 27 (90.00%) - No of users who skipped this question: 3

0 - 5 jaar	18	66.67%
> 10 jaar	6	22.22%
5 - 10 jaar	3	11.11%
Total:	27	

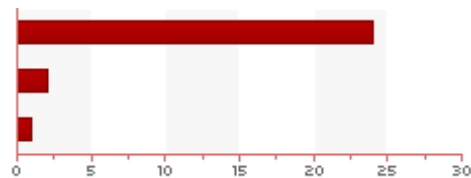


Question 6

Jaren dienst in de scholengroep

No. of users who responded to this question: 27 (90.00%) - No of users who skipped this question: 3

0 - 5 jaar	24	88.89%
5 - 10 jaar	2	7.41%
> 10 jaar	1	3.70%
Total:	27	

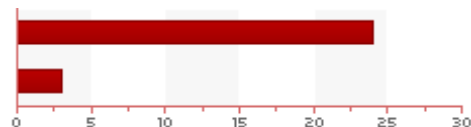


Question 7

Was het tijdstip geschikt?

No. of users who responded to this question: 27 (90.00%) - No of users who skipped this question: 3

Ja	24	88.89%
Nee	3	11.11%
Total:	27	

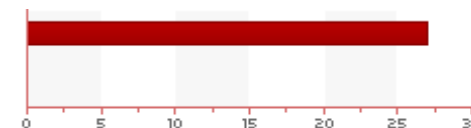


Question 8

Was de locatie geschikt?

No. of users who responded to this question: 27 (90.00%) - No of users who skipped this question: 3

Ja	27	100.00%
Nee	0	0.00%
Total:	27	



Question 9

De informatie over...

No. of users who responded to this question: 26 (86.67%) - No of users who skipped this question: 4

	Volledig akkoord	Akkoord	Geen mening	Oneens	Volledig oneens
-het GO! was duidelijk	10 (38%)	16 (62%)	0 (0%)	0 (0%)	0 (0%)
-het GO! was relevant	6 (24%)	19 (76%)	0 (0%)	0 (0%)	0 (0%)
-het pedagoogisch project van het GO! was duidelijk	12 (46%)	14 (54%)	0 (0%)	0 (0%)	0 (0%)

-het pedagogisch project van het GO! was relevant	8 (31%)	18 (69%)	0 (0%)	0 (0%)	0 (0%)
-de structuur van de scholengroep was duidelijk	16 (62%)	9 (35%)	1 (4%)	0 (0%)	0 (0%)
-de structuur van de scholengroep was relevant	11 (42%)	13 (50%)	2 (8%)	0 (0%)	0 (0%)
-de beleidsprioriteiten van de scholengroep was duidelijk	10 (38%)	15 (58%)	1 (4%)	0 (0%)	0 (0%)
-de beleidsprioriteiten van de scholengroep was relevant	7 (27%)	16 (62%)	3 (12%)	0 (0%)	0 (0%)
-de samenstelling van de scholengroep was duidelijk	15 (58%)	10 (38%)	1 (4%)	0 (0%)	0 (0%)
-de samenstelling van de scholengroep was relevant	8 (31%)	14 (54%)	4 (15%)	0 (0%)	0 (0%)
-de functiebeschrijvingen envaluatiebeleid was duidelijk	11 (42%)	12 (46%)	3 (12%)	0 (0%)	0 (0%)
-de functiebeschrijvingen envaluatiebeleid was relevant	10 (38%)	12 (46%)	4 (15%)	0 (0%)	0 (0%)
-de beroepsloopbaan was duidelijk	11 (42%)	13 (50%)	1 (4%)	1 (4%)	0 (0%)
-de beroepsloopbaan was relevant	11 (42%)	12 (46%)	3 (12%)	0 (0%)	0 (0%)

## Question 10

De informatie over...

No. of users who responded to this question: 26 (86.67%) - No of users who skipped this question: 4

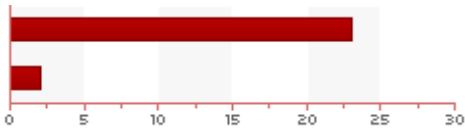
	Volledig akkoord	Akkoord	Geen mening	Oneens	Volledig oneens
-de structuur van de scholengemeenschap was duidelijk	14 (54%)	11 (42%)	1 (4%)	0 (0%)	0 (0%)
-de structuur van de scholengemeenschap was relevant	10 (38%)	13 (50%)	3 (12%)	0 (0%)	0 (0%)
-de beleidsprioriteiten van de scholengemeenschap was duidelijk	12 (46%)	11 (42%)	3 (12%)	0 (0%)	0 (0%)
-de beleidsprioriteiten van de scholengemeenschap was relevant	9 (35%)	12 (46%)	5 (19%)	0 (0%)	0 (0%)
-de samenstelling van de scholengemeenschap was duidelijk	13 (50%)	12 (46%)	1 (4%)	0 (0%)	0 (0%)
-de samenstelling van de scholengemeenschap was relevant	8 (31%)	14 (54%)	4 (15%)	0 (0%)	0 (0%)

## Question 11

Ik waardeer dit soort bevraging

No. of users who responded to this question: 25 (83.33%) - No of users who skipped this question: 5

Ja	23	92.00%
Nee	2	8.00%
Total:	25	



## Question 12

Presentatie

No. of users who responded to this question: 26 (86.67%) - No of users who skipped this question: 4

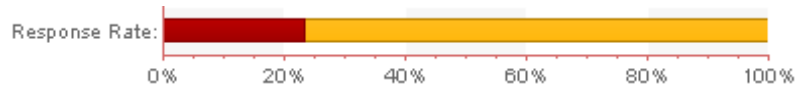
	Volledig oneens	Oneens	Geen mening	Akkoord	Volledig akkoord
Globaal was de verstrekte informatie duidelijk	1 (4%)	1 (4%)	0 (0%)	14 (54%)	10 (38%)
Globaal was de verstrekte informatie relevant	1 (4%)	1 (4%)	0 (0%)	17 (65%)	7 (27%)

De ontvangst was persoonlijk	1 (4%)	6 (23%)	4 (15%)	11 (42%)	4 (15%)
Ik vind een ontmoetingsmoment voor nieuwe personeelsleden zinvol	1 (4%)	0 (0%)	2 (8%)	14 (54%)	9 (35%)

### Question 13

#### Suggesties en opmerkingen

No. of users who responded to this question: 7 (23.33%) - No of users who skipped this question: 23



Note: See section 2 of this report to view individual responses.